


MINIMALER ABSTAND ZU ANDEREN GEGENSTÄNDEN / MINIMUM DISTANCE TO OTHER OBJECTS

MA5

FLAT HI-FI SYSTEM

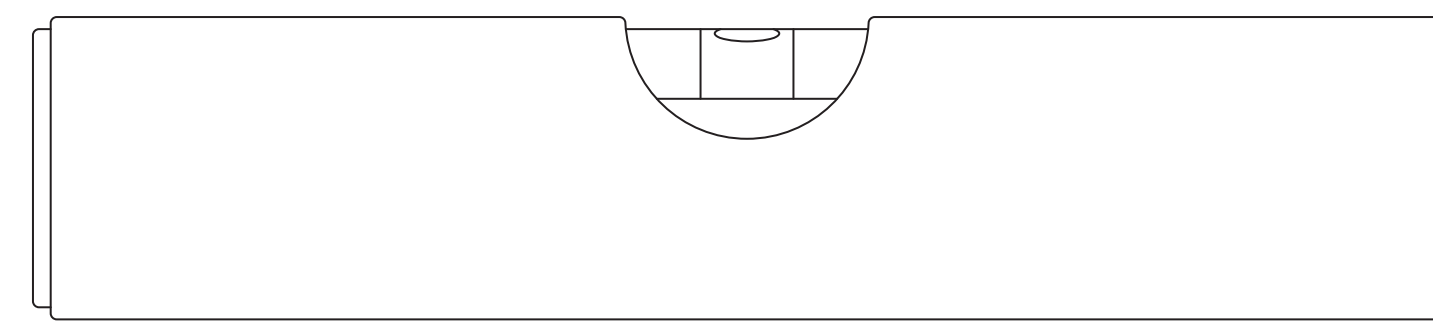


STECKDOSEN MÜSSEN IN DIESEM BEREICH PLATZIERT WERDEN
ELECTRICAL SOCKETS HAVE TO BE PLACED IN THIS AREA

FIXPUNKTE ZUR VERTIKALEN MA5 MONTAGE / BENCH MARKS FOR VERTICAL MA5 ASSEMBLY




FIXPUNKTE ZUR HORIZONTALEN MA5 MONTAGE / BENCH MARKS FOR HORIZONTAL MA5 ASSEMBLY



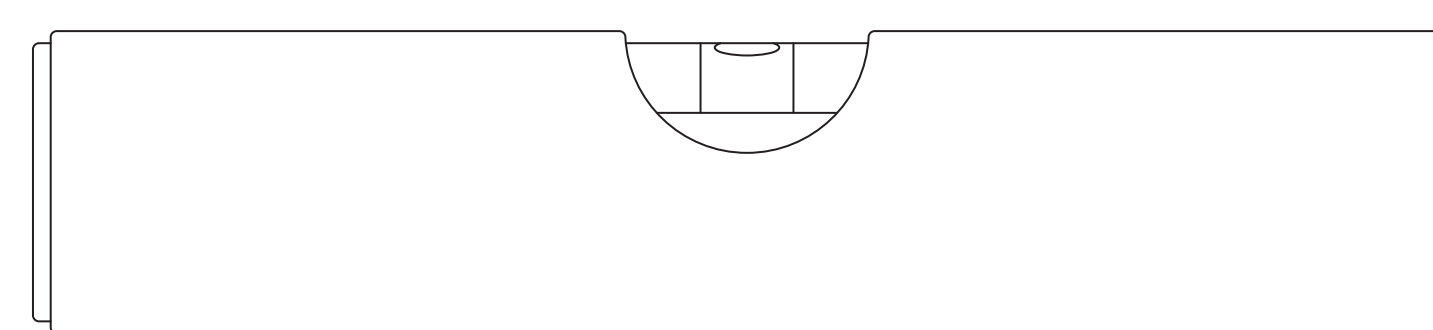
MONTAGESCHABLONE AUSRICHTEN
LEVEL THIS MASTER PLATE

MINIMALER ABSTAND ZU ANDEREN GEGENSTÄNDEN / MINIMUM DISTANCE TO OTHER OBJECTS



MA3

FLAT HI-FI SYSTEM



MONTAGESCHABLONE AUSRICHTEN
LEVEL THIS MASTER PLATE

FIXPUNKTE ZUR HORIZONTALEN MA3 MONTAGE / BENCH MARKS FOR HORIZONTAL MA3 ASSEMBLY

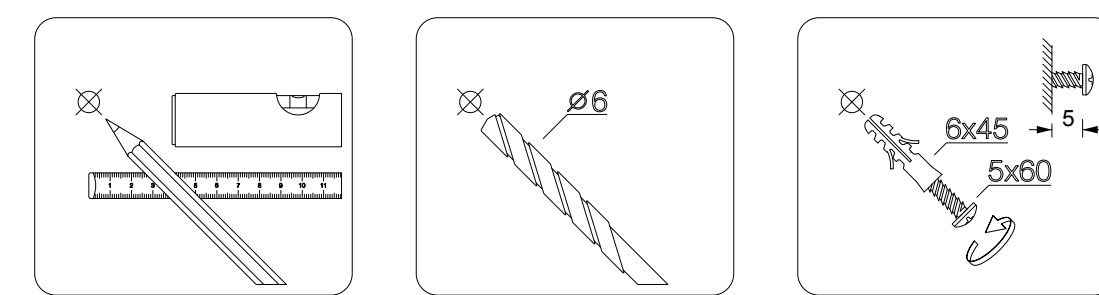


MONTAGESCHABLONE AUSRICHTEN
LEVEL THIS MASTER PLATE

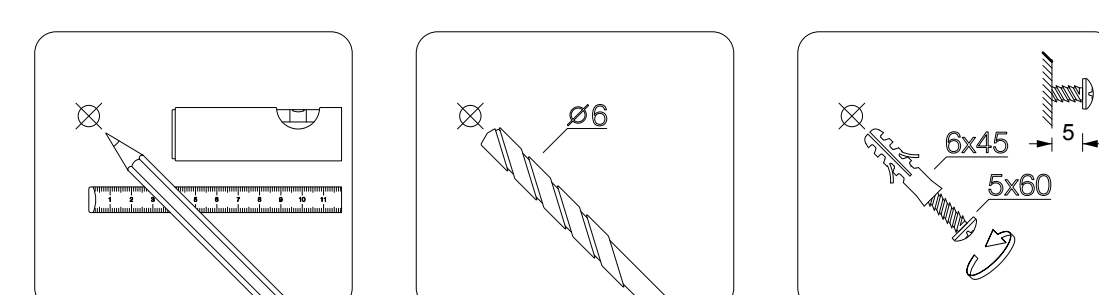
FIXPUNKTE ZUR VERTIKALEN MA3 MONTAGE / BENCH MARKS FOR VERTICAL MA3 ASSEMBLY



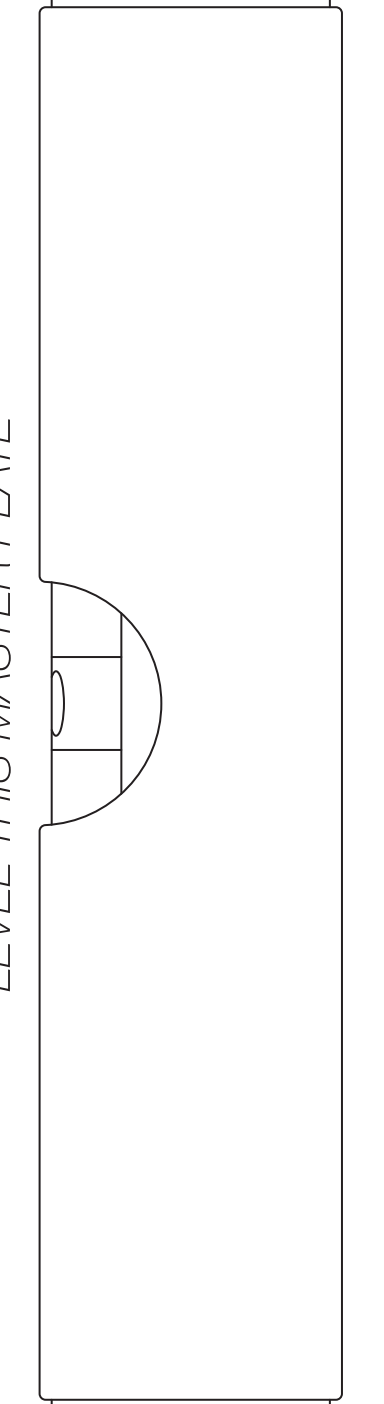
MA3 MONTAGESCHABLONE
MA3 POSITIONING DEVICE



MA5 MONTAGESCHABLONE
MA5 POSITIONING DEVICE



MONTAGESCHABLONE AUSRICHTEN
LEVEL THIS MASTER PLATE



STECKDOSEN MÜSSEN IN DIESEM BEREICH PLATZIERT WERDEN
ELECTRICAL SOCKETS HAVE TO BE PLACED IN THIS AREA